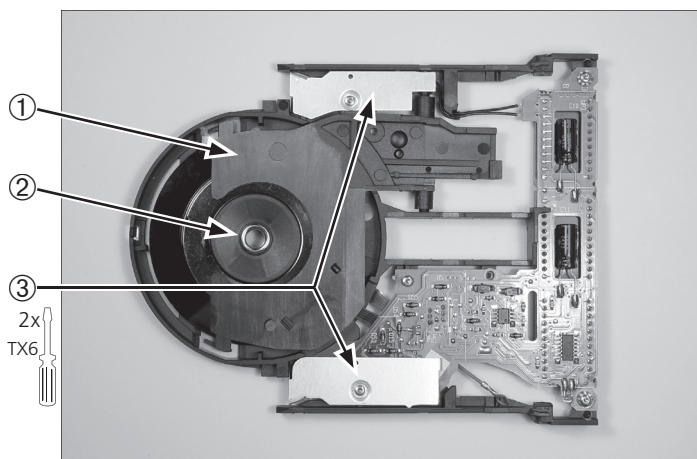



# BANG & OLUFSEN

You must replace all parts delivered in this kit;  
 - except cables, only use them, if the old cables are to short!



- Remove Clamper arm (1) Remember to remove plug
- Remove Clamper (2)
- Remove Shields (3)





- Remove Shield for clamper (4) - Fastened with adhesive tape
- Remove plug under the Shield (5)



- Remove PCB (6)
- Mount PCB on new clamper house (7)  
Be aware of correct cabling!! (8)
- Mount plug on new Clamper house (5)
- Mount new Shield for clamper
- Mount Shields
- Place Clamper
- Mount new clamper arm - remember to mount plug



- Mount Locking part (9)



ABO-CENTER V/HENRIKSENSETRONIK

11-05 3542226